

Pregnatest[®]
byOptimal

High-Quality
Early Pregnancy **Test**

اختبار الحمل العالي الجودة

سريع | واضح | دقيق

FAST | CLEAR | ACCURATE





Pregnatest one step HCG Urine Test is a rapid pregnancy test, which you can easily carry out yourself. It detects the presence of human chorionic gonadotropin ("HCG"), which appears in urine very early during pregnancy.

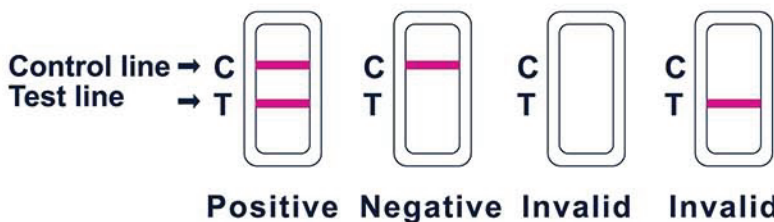
For in vitro self-testing use only. For external use only.

TEST PROCEDURE:

- 1- Remove the test device from the sealed pouch and lay it flat.
- 2- Use the pipette to withdraw urine specimen, dispense 3 drops into the sample well.
- 3- Read result within 5 minutes.

INTERPRETATION OF RESULTS:

- Pregnant: Two distinct pink-colored lines appear, one in the test region (T) and one in the control region (C).
- Not Pregnant: Only one pink-colored line appears in the control region (C). No apparent pink line appears in the test region (T).
- Invalid: Control line fails to appear.





زيادة في الإطمئنان ❖ أكيد وسريع ❖ واضح ودقيق

The Pregnatest Urine Test is a rapid pregnancy test, which you can easily carry out yourself. It detects the presence of human chorionic gonadotropin ("HCG"), which appears in urine very early during pregnancy.

For in vitro self-testing use only. For external use only.

TEST PROCEDURE:

- 1- Hold the Color Change Tip in the urine stream for 10 seconds. The color Change Tip will turn completely Pink to show enough urine has been absorbed.
- 2- At 1 minute a line in the End Window will show that the test has worked and your result is ready to read.

INTERPRETATION OF RESULTS:

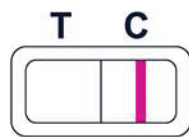
- The Result Window will show a clear result. Optimal is over 99% accurate.

• Pregnant

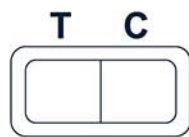
• Not Pregnant




Pregnant
Enceinte
حامل



Not Pregnant
Pas enceinte
غير حامل



Invalid
Invalide
غير صالحة



Invalid
Invalide
غير صالحة





زيادة في الإطمئنان ❖ أكيد وسريع ❖ واضح ودقيق

Ovulation is the release of an egg from the ovary, triggered by the luteinizing hormone (LH). Although LH is always present in your urine, the body produces a large amount of LH immediately prior to ovulation. This increase in the amount of LH known as an "LH surge" and usually takes place in the middle of the menstrual cycle. The conceive 1-step Ovulation Predictor helps you predict the time of ovulation and peak fertility by detecting the LH surge in the urine and signaling that ovulation is likely to occur in the next 24 - 36 hours. The egg must be fertilized by sperm within 24 hours after its release for pregnancy to occur. It is important to note that an LH surge and ovulation may not occur in all cycles.

TEST PROCEDURE:

- 1- Hold the Color Change Tip in the urine stream for 10 seconds. The color Change Tip will turn completely Pink to show enough urine has been absorbed.
- 2- In 3 minutes a line in the End Window will show that the test has worked and your result is ready to read.









INTERPRETATION OF RESULTS:

- The Result Window will show a clear result. Optimal is over 99% accurate.

- Pregnant 
- Not Pregnant 



Extra Reassurance * Certain & Fast * Clear & Accurate

T	C	T	C	T	C	T	C
							
Pregnant Enceinte حامل	Not Pregnant Pas enceinte غير حامل	Invalid Invalide غير صالحة	Invalid Invalide غير صالحة	Invalid Invalide غير صالحة	Invalid Invalide غير صالحة	Invalid Invalide غير صالحة	Invalid Invalide غير صالحة

